



E-COMBI


WALL-HUNG HIGH EFFICIENCY
GAS COMBINATION BOILERS



Efficient, economical
and easy



Reliable, advanced Easy to install



Easy installation, commissioning and servicing

The E-COMBI range has been designed with the installer in mind.

The dimensions between the pipe work connections and the flue make for easy installation.

The boiler has a simple connection kit, which includes a filling loop as standard.


All components are easily accessible and require a minimal amount of tools for servicing and maintenance.

Clear control panel

The simple and easy to use control panel has a mechanical time clock, which is factory fitted as standard. The boiler's clear temperature setting dials give straightforward control.



Classic design with LED display



Installer benefits

- SEDBUK Band A
- Filling loop and mechanical time clock supplied as standard
- Rear piping chassis available as an option
- Reduced fixing height between pipe work and flue
- Multiple flue options
- Easily accessible for servicing and maintenance
- Simple temperature control dials
- 2 year guarantee

E-COMBI

24 FF - 30 FF
38 FF

WALL-HUNG HIGH EFFICIENCY
GAS COMBINATION BOILERS

2 FREE
2 year
guarantee



COMPACT
DIMENSIONS



QUIET
OPERATION



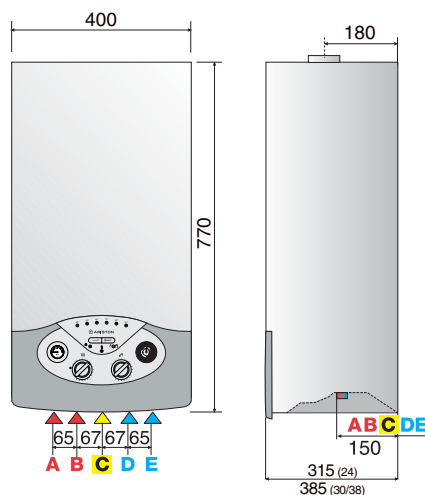
ENERGY
EFFICIENT

- SEDBUK BAND A
- AVAILABLE IN THREE OUTPUTS
- HIGH HOT WATER FLOW RATES
- RANGE OF WIRED AND WIRELESS CONTROLS
- AUTO-DIAGNOSTIC SYSTEM
- SIMPLE MAINTENANCE WITH ACCESS FROM THE FRONT OF THE APPLIANCE
- FAMILIAR LED DISPLAY

- ANTI-FROST AND ANTI-SCALE DEVICE
- BUILT-IN AUTOMATIC BY-PASS
- BUILT-IN MECHANICAL TIME CLOCK
- INCLUDES CONNECTION KIT AND FILLING LOOP
- 2 YEAR GUARANTEE



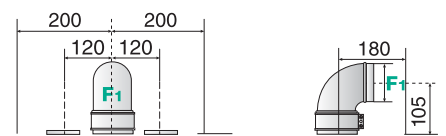
band *A*
energy saving



LEGEND

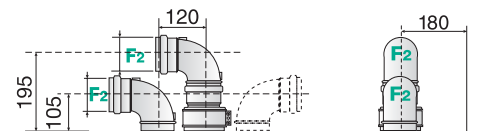
- A: Central heating flow 22mm compression
- B: Domestic hot water outlet 15mm compression
- C: Gas inlet 15mm compression
- D: Domestic hot water inlet 15mm compression
- E: Central heating return 22mm compression
- F: Flue (Ø mm)
- F1: 60/100 - 80/125
- F2: 80

Coaxial exhaust



Ø60/100: up to 12m (24kW)
Ø80/125: up to 24m (24kW)

Twin pipe exhaust



Ø80/80: up to 60m (24kW)

Technical Information

		E-COMBI 24 FF	E-COMBI 30 FF	E-COMBI 38 FF
EFFICIENCY				
SEDBUK Rating	Band	A	A	A
SAP efficiency	%	90.3	90.3	90.1
POWER & PERFORMANCE				
Heat input max.	kW - Btu/h	27.8 - 94,500	33.3 - 113,600	42.2 - 144,000
Heat input min.	kW - Btu/h	6.1 - 20,800	7.2 - 24,500	8.3 - 28,300
Heat output max. (C.H.)	kW - Btu/h	21.0 - 71,600	27.0 - 92,100	30.0 - 102,300
Heat output max. (D.H.W.)	kW - Btu/h	25.0 - 85,300	30.0 - 102,300	38.9 - 132,700
Heat output min.	kW - Btu/h	5.0 - 17,000	6.0 - 22,000	7.1 - 24,200
Central heating temp. max. (high temp.)	°C	82	82	82
Central heating temp. min. (high temp.)	°C	35	35	35
Central heating temp. max. (low temp.)	°C	45	45	45
Central heating temp. min. (low temp.)	°C	20	20	20
D.H.W. temperature maximum	°C	60	60	60
D.H.W. temperature minimum	°C	36	36	36
D.H.W. flow rate $\Delta T = 35^\circ\text{C}$	l/min	10.3	12.9	15.6
D.H.W. flow rate $\Delta T = 35^\circ\text{C}$	gal/min	2.2	2.8	3.4
CHARACTERISTICS				
Minimum ambient temperature	°C	5	5	5
D.H.W. minimum flow rate	l/min	2.0	2.0	2.0
Domestic hot water pressure maximum	bar	10	10	10
Domestic hot water pressure minimum	bar	0.3	0.3	0.3
Built-in expansion vessel capacity	l	8	8	8
Built-in expansion vessel pre-charged pressure	bar	0.7	0.7	0.7
Maximum water content of system	l	100	100	100
Maximum heating pressure	bar	3	3	3
Servicing clearances - top/front/bottom	mm	250/450/200	250/450/200	250/450/200
Servicing clearances - left/right	mm	5/5	5/5	5/5
Zero compartment ventilation		Yes	Yes	Yes
Weight	kg	32	35	35
ELECTRICAL DATA				
Electrical supply	V/Hz	230/50	230/50	230/50
Power consumption	W	120	130	150
Protection grade of electrical system	IP	X4D	X4D	X4D
Internal fuse rating		2A Fast Fuse	2A Fast Fuse	2A Fast Fuse

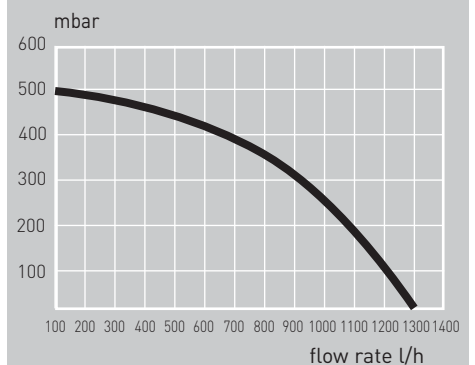
PRODUCT CODE	3665092	3665093	3665094

Accessories

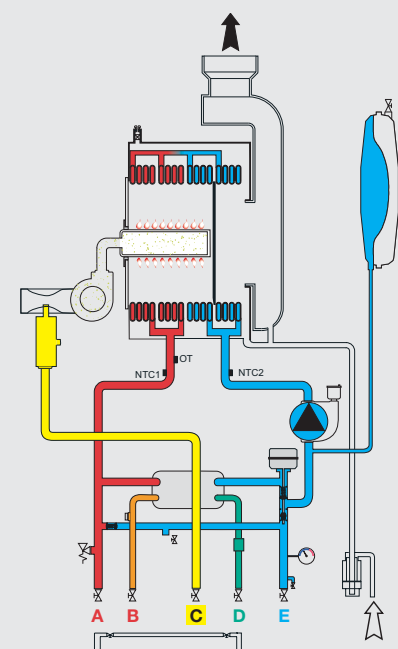
	Code
WIRED ACCESSORIES	
Digital Time Clock (Integral)	TBC
On/Off Room Thermostat	3318238
On/Off Programmable Room Thermostat	3318239
Outdoor Sensor	3318232
WIRELESS ACCESSORIES	
On/Off Programmable Room Thermostat	3318241
Receiver (On/Off Controls)	3318240
Outdoor Sensor	3318236
INSTALLATION ACCESSORIES	
Rear Piping Chassis	3678411
Metal Template	3318246
Pre-Installation Kit	3678352

efficient & economical

Graph of boiler residual head $\Delta T 20^\circ\text{C}$

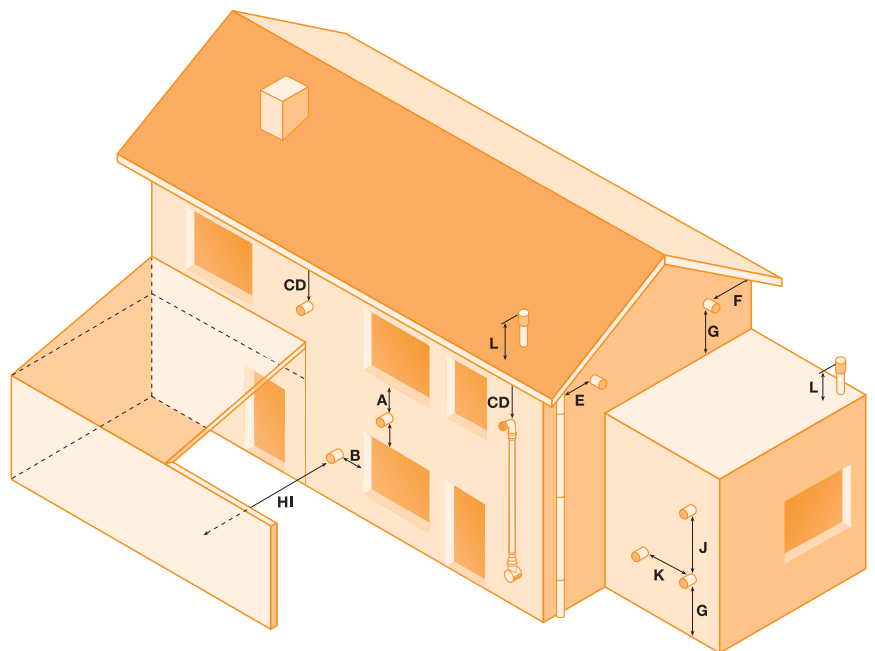


ROOM SEALED FAN FLUE



Flue pipe accessories- Easy installation with unrivalled flexibility

Ariston boilers are designed to be completely adaptable to every possible flue situation that may be encountered during installation. The need for alteration to flue components is almost completely eliminated, making installation of the boiler quick and easy. It is possible to site flue terminals in a variety of positions in accordance with BS5440-1:2000.



Installation conditions

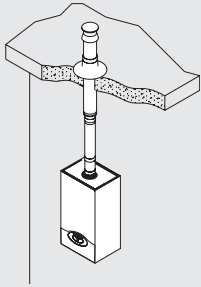
TERMINAL POSITION

TERMINAL POSITION	mm	
A	Directly above/below an opening, air brick, opening windows, etc	300
B	Horizontally to an opening, air brick, opening windows, etc	300
C	Below gutters, soil pipes or drain pipes	75
D	Below eaves	200
E	From vertical drain or soil pipe	75
F	From an internal or external corner	300
G	Above ground roof or balcony level	2100
H	From a surface facing the terminal	2500
I	From a terminal facing the terminal	2500
J	Vertically from a terminal on the same wall	1500
K	Horizontally from a terminal in the same wall	300
L	Fixed by use of terminal and matched flashing plate	-

NOTE

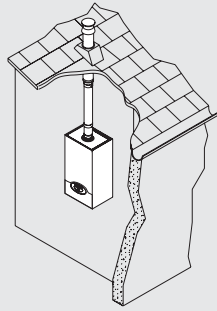
- Do not install in a place likely to cause a nuisance/damage/discolouration
- Carport installations not acceptable with HE appliances
- Products should not cross property boundaries (2.5 metres)

TYPE 1 Coaxial System



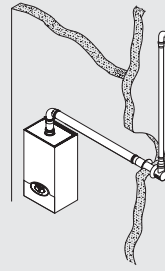
Vertical installation with coaxial piping on a flat roof.

TYPE 2 Coaxial System



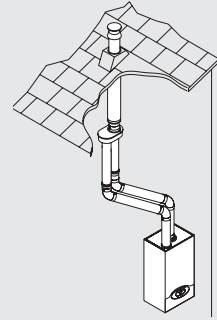
Vertical installation with coaxial piping on a pitched roof.

TYPE 3 Coaxial System



Horizontal installation with coaxial piping utilising a plume kit.

TYPE 4 Twin pipe system



Installation with two separate pipes - exhaust and air inlet on a pitched roof via a coaxial adaptor.



Flue accessories

COAXIAL

OUR REF DESCRIPTION

- 3318073 Horizontal coaxial kit Ø 60/100 - 1000mm
- 3318329 Plume kit
- 3318075 90° Coaxial Elbow Ø 60/100
- 3318076 45° Coaxial Elbow Ø 60/100 (pack of 2)
- 3318077 Coaxial Extension Ø 60/100 - 1000mm
- 3318078 Coaxial Extension Ø 60/100 - 500mm
- 3318079 Vertical starter
- 3318090 Horizontal coaxial kit + adaptor Ø 80/125
- 3318091 90° Coaxial Elbow Ø 80/125
- 3318092 45° Coaxial Elbow Ø 80/125
- 3318093 Coaxial Extension Ø 80/125 - 1000mm
- 3318094 Coaxial Extension Ø 80/125 - 500mm
- 3318095 Adaptor 60/100-80/125

TWIN PIPE

OUR REF DESCRIPTION

- 3318082 Adaptor (Ø 60/80mm) for twin pipe systems
- 3318083 Twin pipe flue kit
- 3318084 90° MF Elbow (Ø 80mm) for twin pipe system
- 3318085 45° MF Elbow (Ø 80mm) for twin pipe system (pack of 2)
- 3318086 Pipe - 1000mm (Ø 80mm) for twin pipe systems

TWIN PIPE

OUR REF DESCRIPTION

- 3318087 Pipe - 500mm (Ø 80mm) for twin pipe systems
- 3318088 Adaptor 80/125 - 80

- 3318089 Adaptor 80/125 - 80+80
- 3318027 Stainless steel exhaust vent cap (Ø 80mm)
- 3318028 Intake vent cap

SUNDRY ITEMS

- OUR REF DESCRIPTION**
- 3318009/ Lead Flashing Base
- 3318010 Cap Black/Red
- 3318011/ Vent Cap Base for
- 3318012 Flat Roof Black/Red
- 3318080/ Standard Vertical Flue with
- 3318081 Terminal (Black/Red)
- 3318015 Wall Bracket Kit
- (Ø 80mm - Ø 125) (pack of 3)
- 3318016 Cover Plate (Ø 100)



MTS (GB) Limited
MTS Building
Hughenden Avenue
High Wycombe
Bucks HP13 5FT
Telephone 01494 755600
Fax 01494 459775

Technical Advice & Customer Service
Fax 01494 463066
technical@uk.mtsgroup.com
info@uk.mtsgroup.com

www.ariston.co.uk

Professional Team Limited
Plaza 256
Blanchardstown Corporate Park 2
Ballycoolin
Dublin 15
Telephone 01 899 1500
Fax 01 899 1501

Technical Advice & Customer Service
Fax 01 899 1501
technical@ie.mtsgroup.com
info@ie.mtsgroup.com

www.mtsgroup.com/ie

 **0870 241 8180**
technical advice

 **0870 600 9888**
customer service